



Ministry of Digital
Development and Transport of
the Republic of Azerbaijan



The Coordinating Council
on Transit Freight of the
Republic of Azerbaijan

Transit Freight Transportation

Quarterly Report III Quarter 2025

October 2025





General information

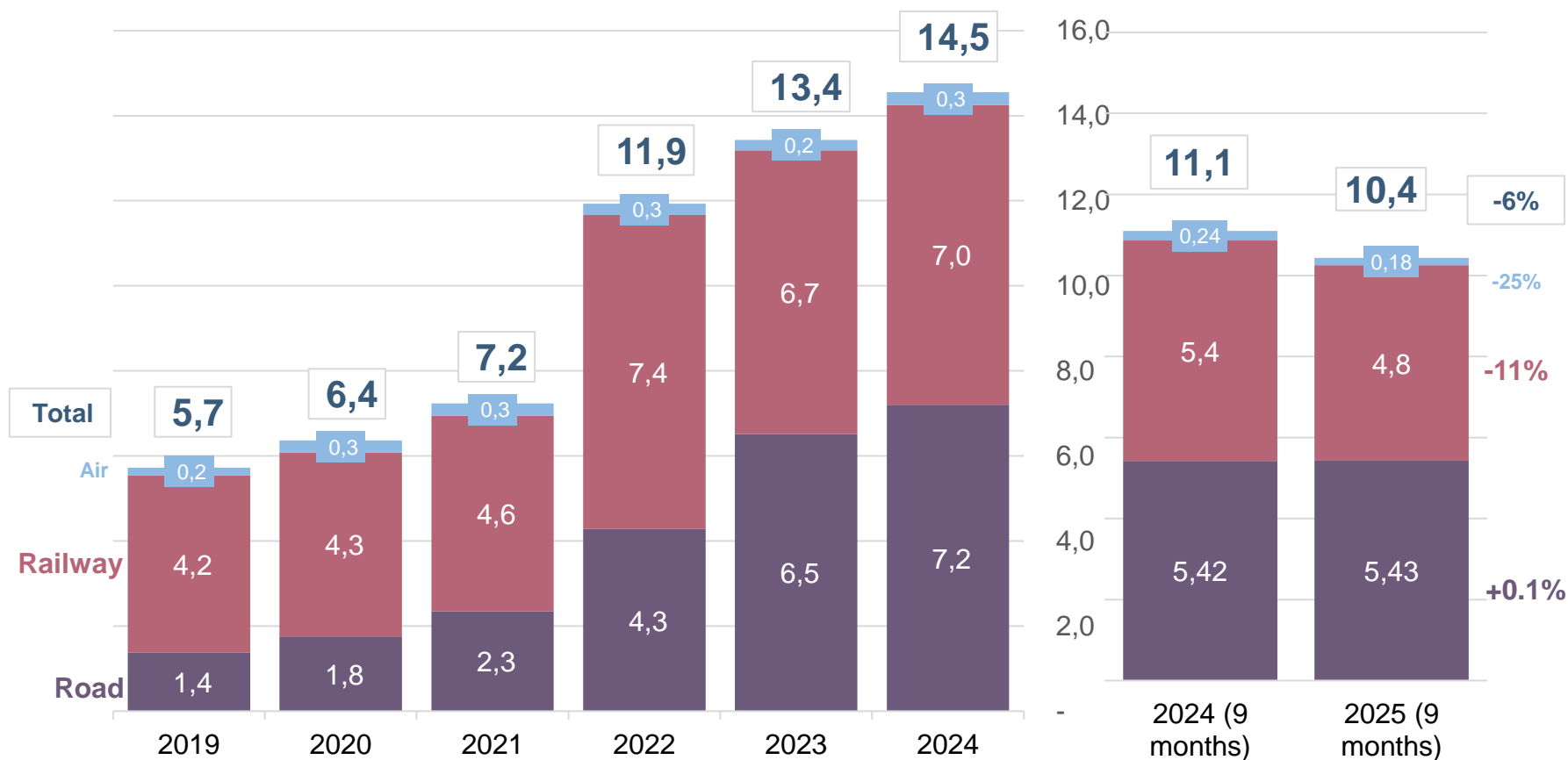
(January-September 2025)

Total Volume for 2019–2024

9 Month Comparison for 2024–2025

Volume of Transported Cargo by Mode of Transport, *million tons*

Dynamics



9 months, 2025

10.4M

-6% ▼ tons

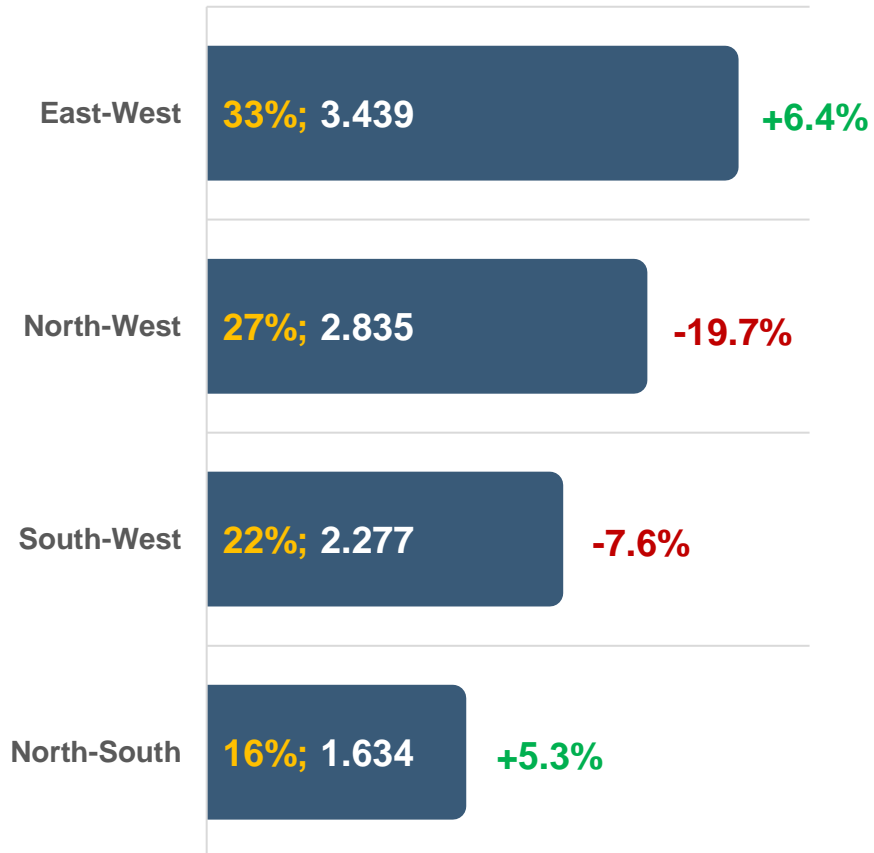


Dynamics by Corridors

(January-September 2025)

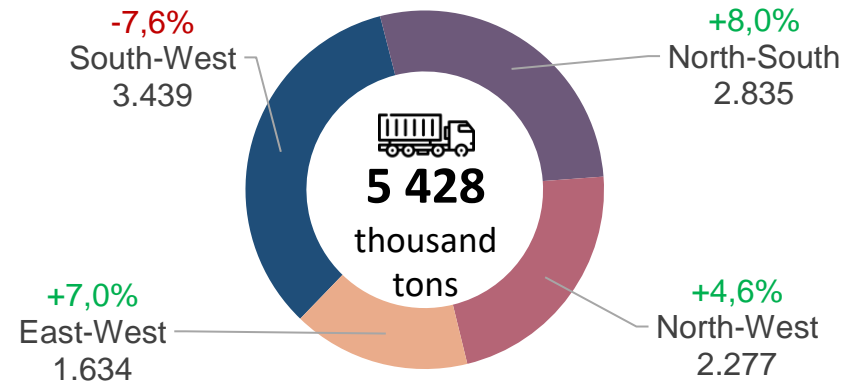
9 months, 2025

Share% of corridors, volume (thousand tons) and dynamics

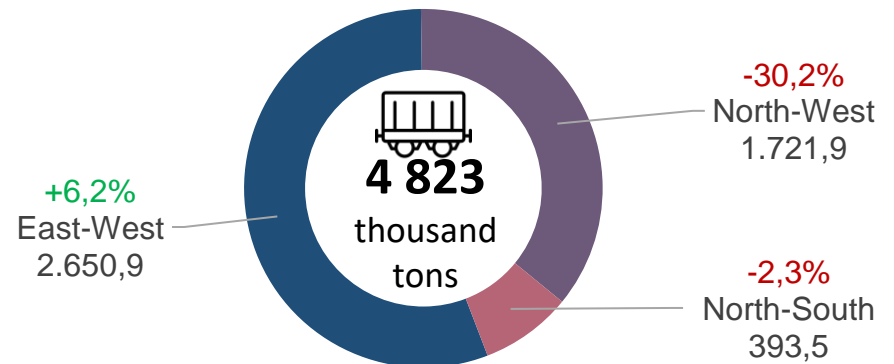


9 months, 2025

Dynamics of road transport on main corridors



Dynamics of railway transport on main corridors



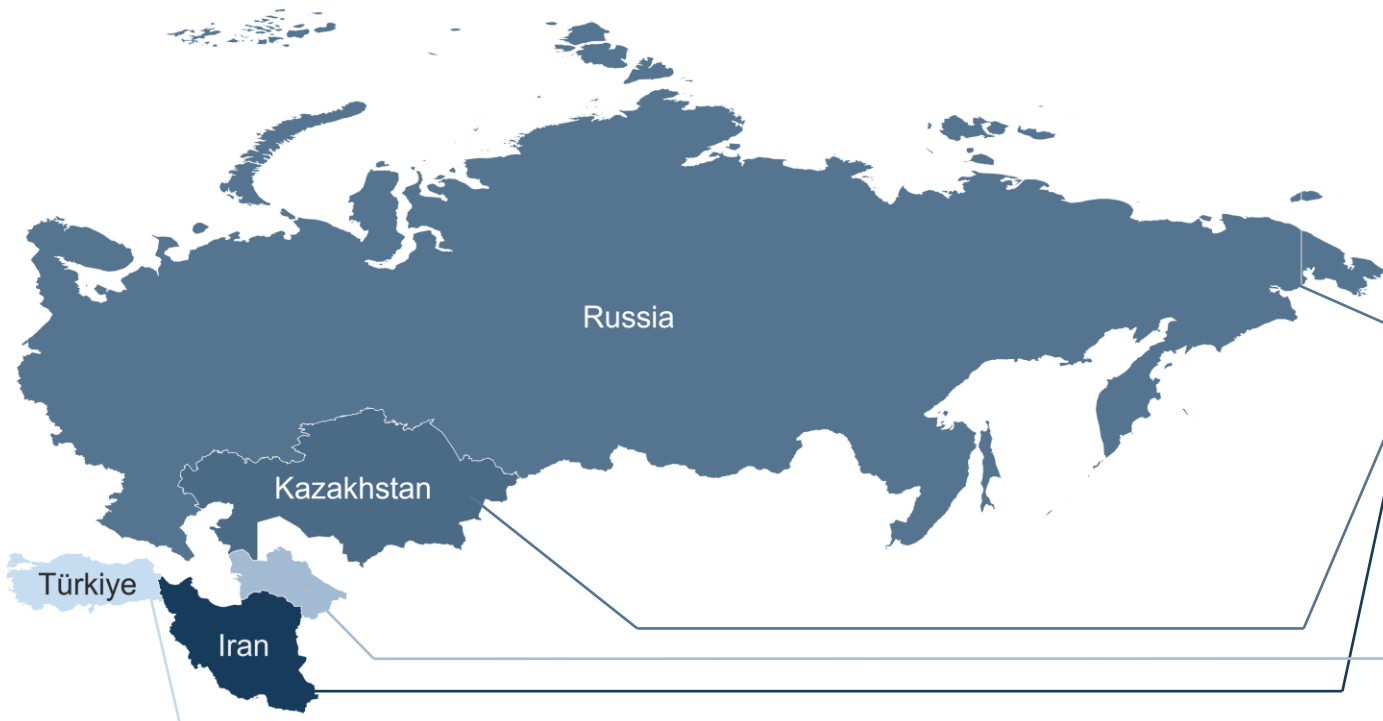
Note: The total figures also include other corridors with smaller volumes



Information on Countries Transporting Transit Cargo via Azerbaijan

(January-September 2025)

TOP-5 origin country of cargo



Thousand tons

Destination country

Iran

1 999

-4%

- Russia
- Türkiye
- Georgia

Kazakhstan

1 748

-24%

- Georgia
- Türkiye
- Switzerland

Russia

1 695

-9%

- Georgia
- Türkiye
- Iran

Turkmenistan

1 310

+11%

- UAE
- Georgia
- Singapore

Türkiye

1 134

-19%

- Iran
- Russia
- Kazakhstan

Volume, thousand tons

1.134 1.999

Dynamics



Operations of Baku International Sea Trade Port

(January-September 2025)

Total

9 months, 2025

6.1M

+7% ▲ Gross ton

9 months, 2025

4.8M

+12% ▲ Net ton

9 months, 2025

77K

+40% ▲ TEU

Transit

9 months, 2025

4.2M

+4% ▲ Gross ton

9 months, 2025

3.1M

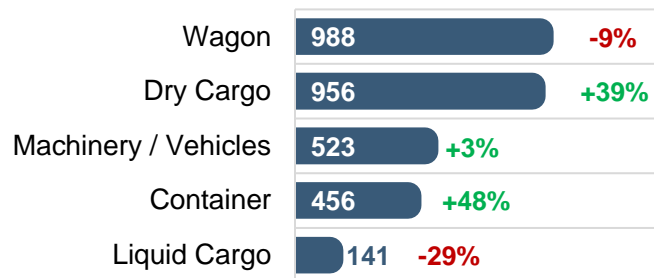
+10% ▲ Net ton

9 months, 2025

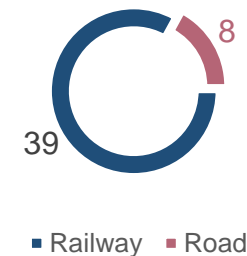
47K

+34% ▲ TEU

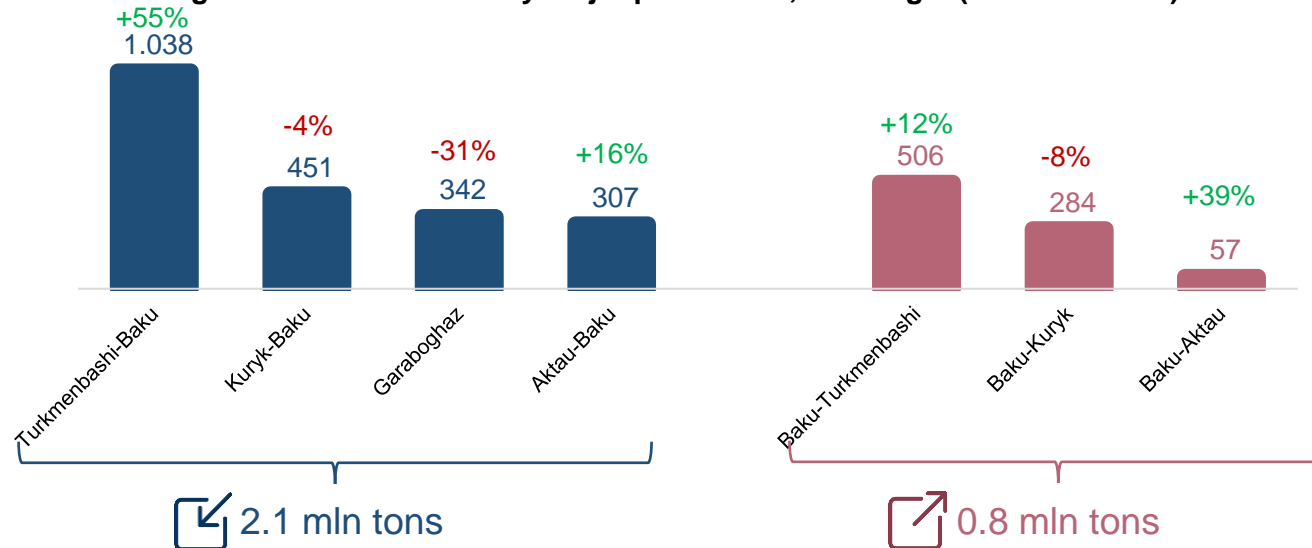
Breakdown by Type of Cargo, Net Weight (thousand tons)



Container transportation, thousand TEU



Cargo volume and trends by major port routes, net weight (thousand tons)





Block Trains Arriving Azerbaijan from China via the Middle Corridor (January-September 2025)

9 months, 2025

296 train

+39% ▲ number

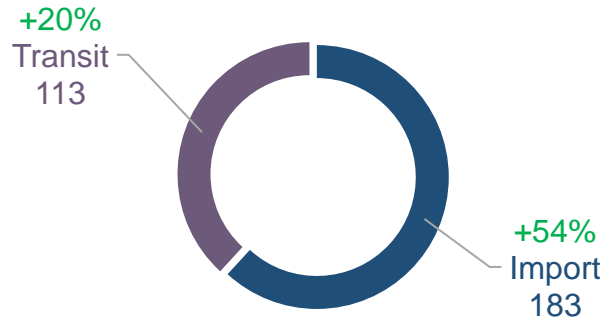
9 months, 2025

32K

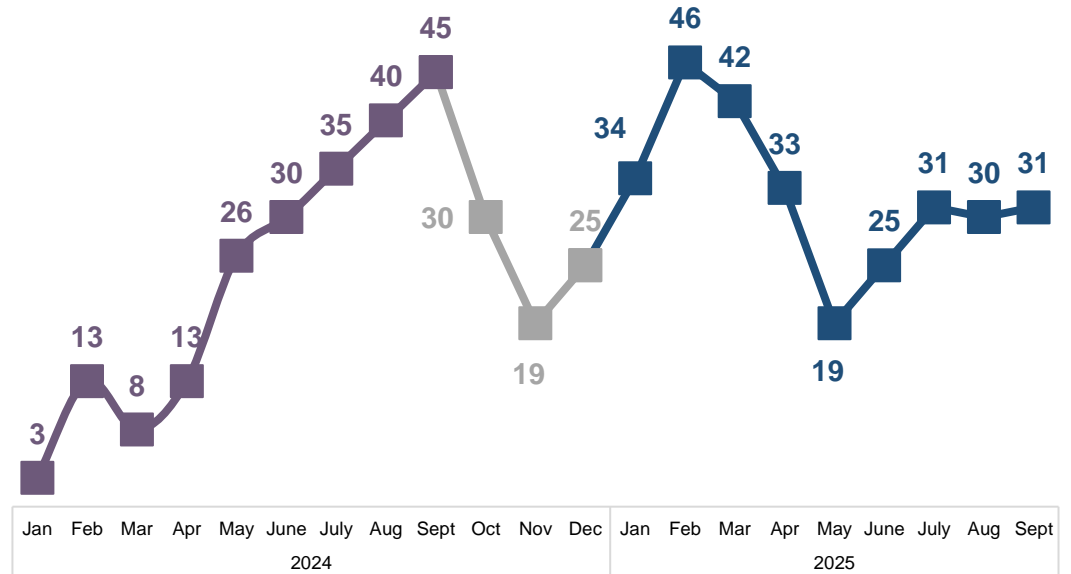
+43% ▲ TEU

In the first 9 months of the current year, compared to the corresponding period of the previous year, the number of block trains arriving **from China via the Middle Corridor** increased by **39%**, reaching **296 trains**, equivalent to approximately **32,000 TEU**.

Distribution of block trains by traffic type, Growth rate and Number



Monthly Trend of Block Trains Arriving via the Middle Corridor





Coordinating Council
of the Republic of Azerbaijan
on Transit Freight



Address

77 Zarifa Aliyeva St., Baku city, Azerbaijan, AZ1000



Contact Number

[+99412 598 58 58 \(IP 345\)](tel:+994125985858)



Email

office@transit.gov.az

secretary@transit.gov.az