



Ministry of Digital
Development and Transport of
the Republic of Azerbaijan



The Coordinating Council
on Transit Freight of the
Republic of Azerbaijan

Transit Freight Transportation

Quarterly Report I Quarter 2025

April 2025



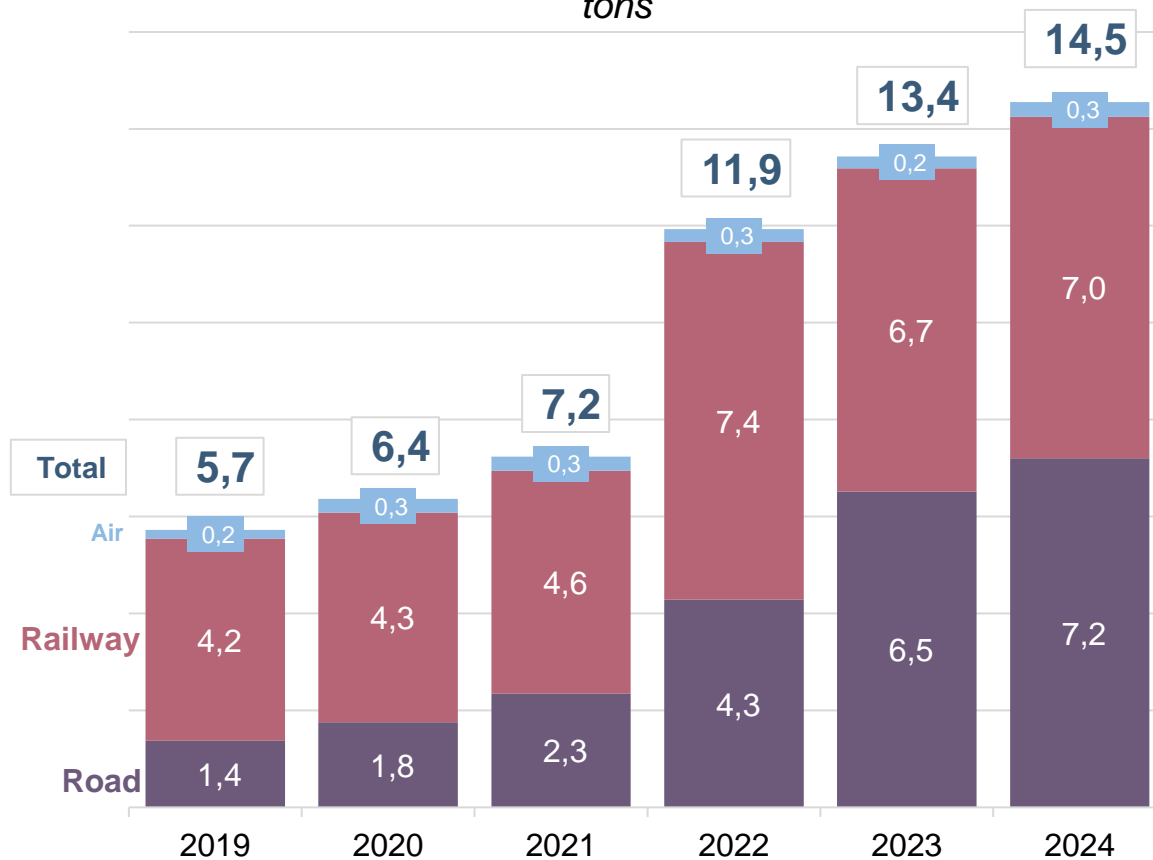


General information

(January - March 2025)

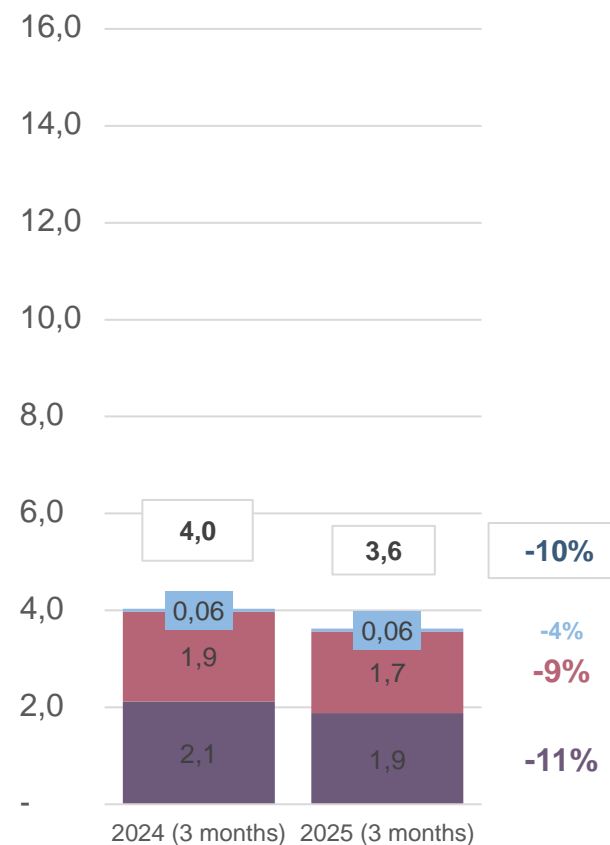
Total Volume for 2019–2024

Volume of Transported Cargo by Mode of Transport, *million tons*



Three-Month Comparison for 2024–2025

Dynamics



3 months of 2025

3.6M

-10%▼ tons




Dynamics by Corridors

(January- March 2025)

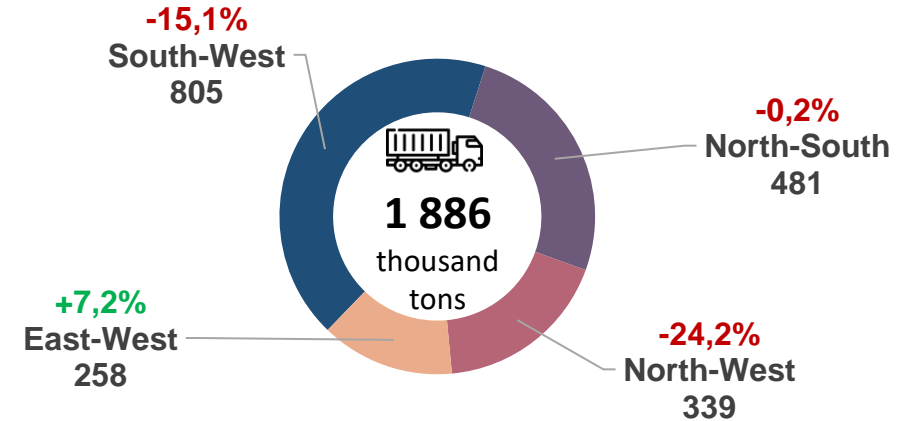
3 months, 2025

Share% of corridors, volume (thousand tons) and dynamics

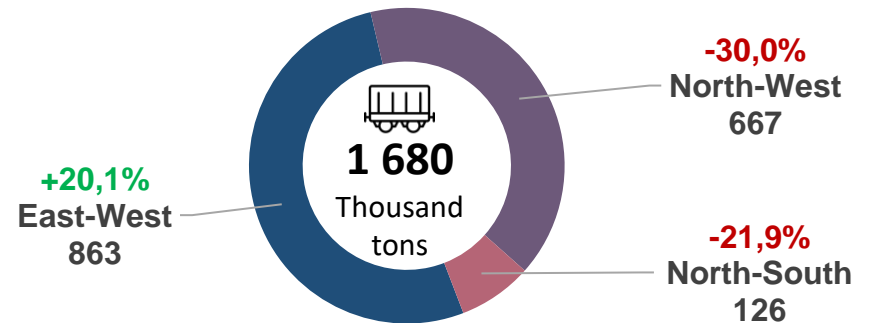


3 months, 2025

Dynamics of road transport on main corridors



Dynamics of railway transport on main corridors



Note: The total figures also include other corridors with smaller volumes



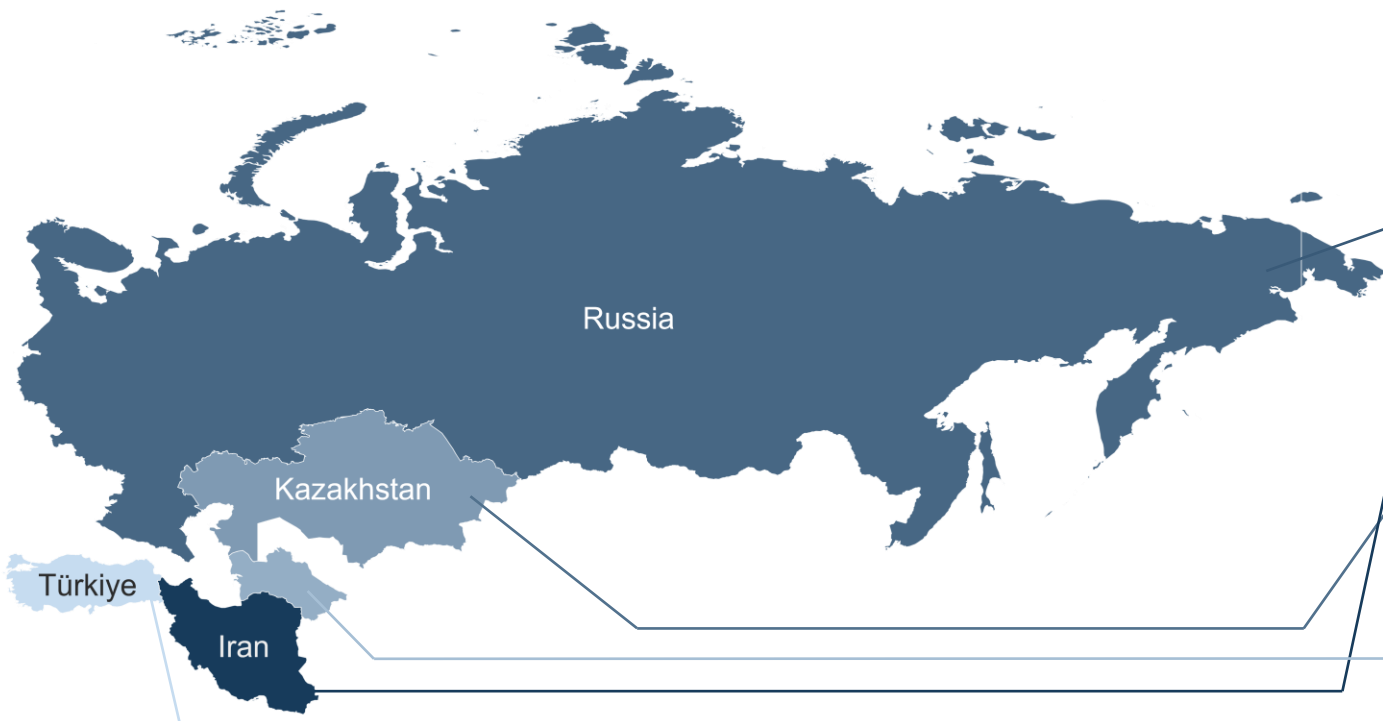
Information on Countries Transporting Transit Cargo via Azerbaijan

(January-March 2025)

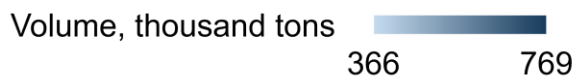
TOP-5 origin country of cargo

Thousand tons

Destination Country



Origin Country	Volume (Thousand tons)	Dynamics	Destination Countries
Iran	769	-4%	- Russia - Türkiye - Georgia
Russia	658	-14%	- Georgia - Iran - Türkiye
Kazakhstan	530	-39%	- Georgia - Türkiye - Ukraine
Turkmenistan	482	+29%	- UAE - Georgia - Türkiye
Türkiye	366	-34%	- Iran - Russia - Kazakhstan



Dynamics



Operations of Baku International Sea Trade Port

(january-march 2025)

Total

3 months, 2025

1.9M

+9% ▲

Gross tons

3 months, 2025

1.5M

+11% ▲

Net tons

3 months, 2025

30K

+126% ▲

TEU

Transit freight

3 months, 2025

1.3M

+5% ▲

Gross tons

3 months, 2025

1.0M

+9% ▲

Net tons

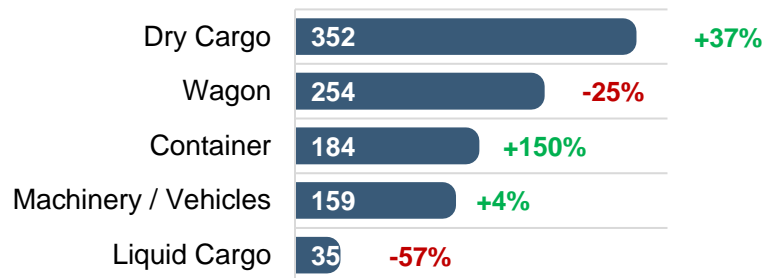
3 months, 2025

19K

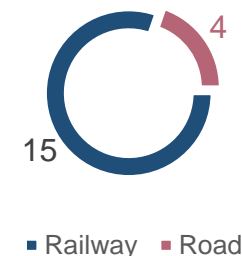
+110% ▲

TEU

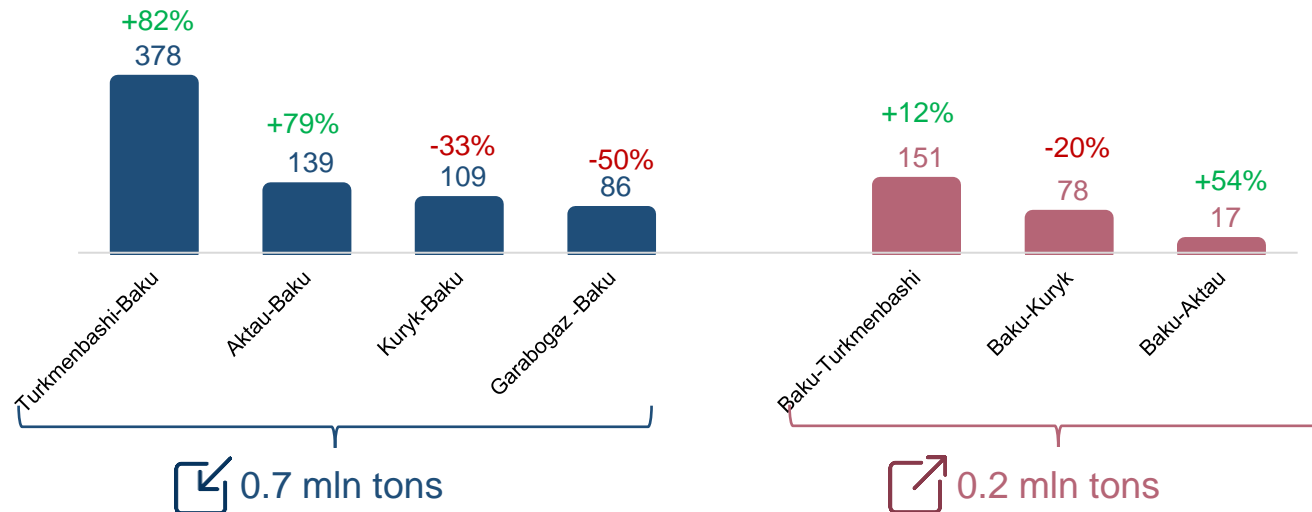
Breakdown by Type of Cargo, Net Weight (thousand tons)



Container transportation, thousand TEU



Cargo volume and trends by major port routes, net weight (thousand tons)





Block Trains Arriving Azerbaijan from China via the Middle Corridor

(january-march 2025)

3 months, 2025

125 trains

+421% ▲ number

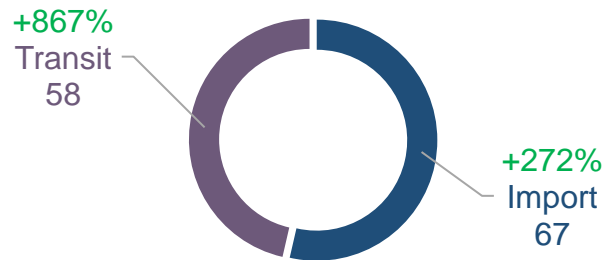
3 months, 2025

13K

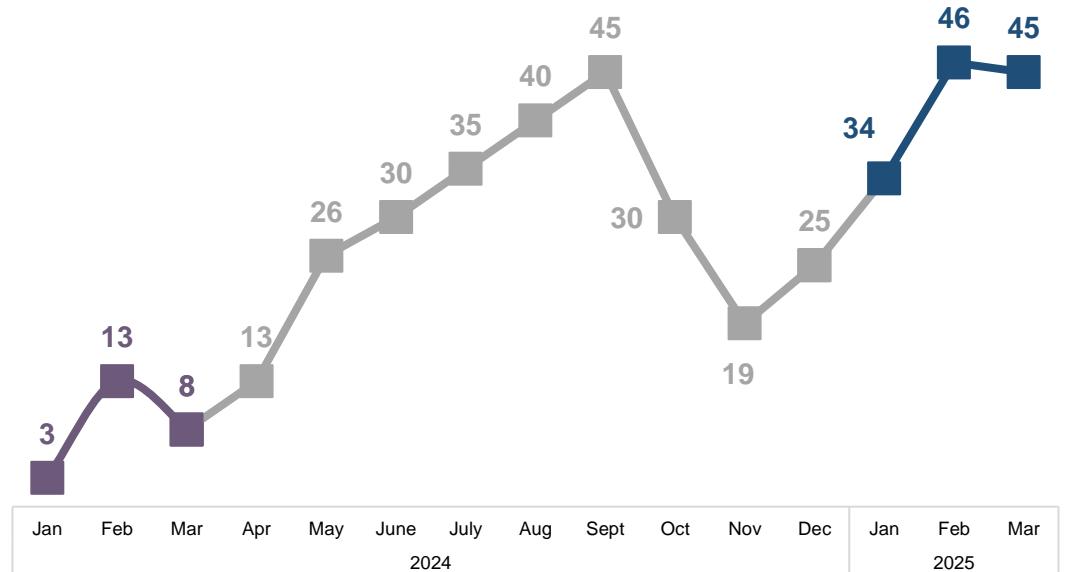
+369% ▲ TEU

In the first quarter of the current year, compared to the corresponding period of the previous year, the number of block trains arriving from China via the Middle Corridor increased by 421%, reaching 125 trains, equivalent to approximately 13,000 TEU.

Distribution of block trains by traffic type, Growth rate and Number



Monthly Trend of Block Trains Arriving via the Middle Corridor





Coordinating Council
of the Republic of Azerbaijan
on Transit Freight



Address

77 Zarifa Aliyeva St., Baku city, Azerbaijan, AZ1000



Contact Number

[+99412 598 58 58 \(IP 345\)](tel:+994125985858)



Email

office@transit.gov.az

secretary@transit.gov.az